

## OCCUPANTS FUMIGATION NOTICE AND PESTICIDE DISCLOSURE

JOB ADDRESS \_\_\_\_\_ CITY \_\_\_\_\_  
 Single Family Dwelling     Multi Family Dwelling     Other \_\_\_\_\_  
 Owner/Agent \_\_\_\_\_  
 Tel. No. ( ) \_\_\_\_\_ Emergency No. ( ) \_\_\_\_\_  
 Occupant \_\_\_\_\_  
 Tel. No. ( ) \_\_\_\_\_ Emergency No. ( ) \_\_\_\_\_  
 Prime Contractor \_\_\_\_\_  
 Fumigation Contractor **AAA FUME, INC.** Emergency No. **(562) 622-0915**  
 Target Pest(s):  Drywood Termites     Beetles     Other(s) \_\_\_\_\_  
 Fumigants proposed to be used:  Sulfuryl Fluoride (Vikane or Zythor)

CHLOROPICRIN WILL BE USED AS WARNING AGENT WITH EITHER FUMIGANT

Dates of fumigation: \_\_\_\_\_ Date changes/Alternative date: \_\_\_\_\_  
 Date of Re-Entry: \_\_\_\_\_ Initials \_\_\_\_\_

**IMPORTANT - READ CAREFULLY**

THIS BUILDING WILL BE FUMIGATED WITH LETHAL GASES ON THE DATE(S) INDICATED ABOVE. ALL PERSONS AND ANIMALS MUST VACATE THE PREMISES ON OR BEFORE ARRIVAL OF THE FUMIGATION CREW.

UNDER NO CIRCUMSTANCES CAN ANYONE ENTER THE BUILDING UNTIL THE FUMIGATION COMPANY'S NOTICE IS POSTED GIVING THE TIME AND DATE FOR SAFE RE-ENTRY.

Are you aware of any conduits, pipes, common drains, air ducts, central vacuum systems or any other construction elements that would allow the passage of fumigant from the structure to be fumigated to any other adjacent or adjoining structure?  
 Yes ( )    No ( ) \_\_\_\_\_

"State law requires that you be given the following information: CAUTION-PESTICIDES ARE TOXIC CHEMICALS. Structural pest control companies are registered and regulated by the Structural Pest Control Board, and apply pesticides which are registered and approved for use by the California Department of Pesticide Regulation and the United States Environmental Protection Agency. Registration is granted when the State finds that based on existing scientific evidence there are no appreciable risks if proper use conditions are followed or that the risks are outweighed by the benefits. The degree of risk depends upon the degree of exposure, so exposure should be minimized."

If within 24 hours you experience symptoms of dizziness, headache, nausea, reduced awareness, slowed movement, garbled speech or difficulty in breathing, leave the structure immediately and seek medical attention by contacting your physician or Poison Control Center (telephone number) and notify your pest control company. The warning agent, chloropicrin, can cause symptoms of tearing, respiratory distress and vomiting. Entry into the space during fumigation can be fatal.

For further information, contact any of the following: Your pest control company (telephone number); for Health Questions - the County Health Department (telephone number); for Application Information - the County Agricultural Commissioner (telephone number) and for Regulatory Information - the Structural Pest Control Board, 800/737-8188, 2005 Evergreen Street, Suite 1500, Sacramento, CA 95815-3831.

**FOR HEALTH QUESTIONS:**

County	Department of Agriculture	Health Department	Gas Companies:
Los Angeles	(626) 575-5465	(888) 700-9995	Southern California (800) 427-2200
Orange	(714) 955-0100	(714) 433-6000	Long Beach (562) 570-5700
Riverside	(951) 955-3011	(888) 722-4234	
San Bernardino	(909) 387-2105	(800) 782-4264	
Ventura	(805) 933-2926	(805) 981-5221	
Structural Pest Control Board	1(800) 737-8188		
Poison Center (All Counties)	1(800) 222-1222		
AAA Fume Inc.,	(562) 622-0915		

I hereby acknowledge receipt of copy of this document as well as a list that includes the instructions for the necessary preparations for the fumigation, procedures for leaving the structure, and the following document copy of the Vikane or Zythor fact sheet.

We suggest that you notify nearby neighbors of the date of fumigation and to keep pets away during the fumigation. Close off any open access to subarea to prevent pets from entering.

I HAVE READ AND UNDERSTOOD BOTH FRONT AND BACK OF THIS NOTICE THOROUGHLY INCLUDING TERMS 1-18

Owner's Signature \_\_\_\_\_ DATE: \_\_\_\_\_  
 Agent /Authorized Personnel: \_\_\_\_\_ DATE: \_\_\_\_\_  
 Tenant: \_\_\_\_\_ DATE: \_\_\_\_\_  
 Neighbors gives permission to enter their property for Fumigation \_\_\_\_\_  
 Neighbor's Signature \_\_\_\_\_

## TERMS, CONDITIONS AND LIABILITIES

THIS COMPANY ASSUMES NO RESPONSIBILITY FOR ANY DAMAGE TO SOLAR HEATING SYSTEMS

IT IS THE RESPONSIBILITY OF THE HOMEOWNER OR THE AGENT TO HAVE ALL ITEMS ON THE FOLLOWING CHECKLIST DONE BEFORE THE FUMIGATION CREW ARRIVES. HOWEVER, IN CASE OF RAIN OR STRONG WINDS, THE JOB MAY HAVE TO BE POSTPONED TO A LATER DATE. IN THE EVENT OF RESCHEDULING OR RE-FUMIGATIONS, AAA FUME INC. IS NOT RESPONSIBLE FOR ANY COSTS INCURRED FOR ROOMS (HOTEL OR MOTEL) FOR OWNERS, GUESTS OR TENANTS, FOR ANY FOOD OR BOARDING OF ANY ANIMALS OR PETS. THE FOLLOWING ITEMS MUST BE DONE AND FUMIGATION NOTICE SIGNED WHEN CREW ARRIVES. FAILURE TO DO SO WILL POSTPONE THE JOB AND A RESCHEDULING FEE MAY BE REQUIRED.

1. Remove all people and pets, including fish and birds. Pets must be removed from yards including cats. The water in fish tanks does not need to be drained.
2. Remove all interior and exterior plants, whether potted or hanging in/on building(s). OUR FUMIGATION CREWS WILL NOT MOVE HEAVY PLANTS AND/OR PLANTERS.
3. Remove baby mattresses enveloped with plastic. Water beds do not need to be removed or altered. Unzip plastic covers over clothing or mattresses.
4. Remove foods and medicines NOT sealed in glass or metal containers. This includes anything you ingest orally, such as gum or candy. It also includes food in freezers and refrigerators. In lieu of removal, these items may be placed in mylo fume bags of 4 mil or greater thickness and sealed with tape or clamps. IF WE MUST BAG FOODS OR MEDICATIONS, THERE WILL BE A CHARGE OF \$25.00 PER BAG. IF FOOD OR MEDICATIONS ARE THROWN AWAY, AAA FUME INC. IS NOT RESPONSIBLE FOR REPLACEMENTS OF THE SPOILED FOOD OR MEDICINE. NOTE: The reason for removal or bagging of food items is because Vikane is not registered for fumigation of prepared food. Therefore, FOOD MUST BE REMOVED OR BAGGED AS A REQUIREMENT RATHER THAN OUT OF FEAR OF CONTAMINATION. AAA FUME INC. is not responsible for spoiled food or medication the crew has bagged or thrown away. AAA FUME INC. will not replace or reimburse any money to replace the spoiled food or medicine.
5. The occupant must soak the soil around the building at least 12" from the foundation outward. This can be done the evening before. This may help protect the plant root growth. WATER MUST BE TURNED ON DURING THE FUMIGATION. All automatic timing devices (sprinklers, lights, alarms, etc.) must be turned off prior to the fumigation. AAA FUME INC. will not be responsible for any damage to lighting fixtures or other items that project from the structure.
6. IMPORTANT: Open all drawers, cabinets, and closets prior to fumigation. This is required by the State Regulatory Agency. If key arrangements have not been made, please make arrangements with the licensee of the fumigation crew when he arrives. We must have access to all parts of the structure(s) being fumigated. This includes rooms or garages usually kept locked. ACCESS IS REQUIRED BY LAW. Keys must be given to the person in charge. Burglary alarm systems must be turned off during the fumigation.
7. The occupant must cut back plant growth where possible 12" to 18" away from the structure(s) to be fumigated. THIS INCLUDES IVY, VINES AND BOUGANVILLEA. Clean all debris away from the structures(s). IF DEBRIS IS NOT CLEARED AWAY AND VINES AND TREES ARE NOT TRIMMED, THE FUMIGATION CREW CANNOT GET A GOOD GROUND SEAL WITH THE TARP. PLANTS, VINES, GRASS, ETC. THAT MIGHT BE COVERED DURING THE FUMIGATION PROCESS MAY CAUSE THE COVERED PLANTS, VINES, AND GRASS ETC. TO DIE.
8. We request that the occupants remove TV antennas and/or Satellite dishes where possible. If we must remove them, AAA FUME INC., will assume no responsibility for any damage to or replacement and/or alignment of antennas. Old and oxidized antennas are usually damaged when they are removed or replaced.
9. IMPORTANT: All vehicles, boats, trailers, campers, etc., must be removed from driveways and RV parking areas during the fumigation. Vehicles must be removed from garages/carports. AAA FUME Inc. can assume no responsibility for damage to the same. IN CASE A VEHICLE IS LEFT IN THE GARAGE, THE WINDOWS AND TRUNK MUST BE LEFT OPEN.
10. AAA FUME INC. does not turn on or off the gas. The gas company is the only persons allowed to turn on or off the gas to the property. AAA FUME INC. is not responsible for any damage that this may cause to or all utilities related to the gas. The gas service must be shut off by the gas company only. The Southern California Gas Company must be called at least 2 business days prior to the fumigation date. For the Long Beach Gas Company, they require at least 5 business days prior to the fumigation date.
11. ROOFS: The roof surface and perimeter areas of the building must be walked upon and damages may or will occur, although the utmost care will be exercised. Neither the termite company nor AAA FUME INC., will assume any liability for such damages or consequential damage that may or will occur to roofs or roof covering and areas below same, gutters, electrical wiring, patio and awning covers, solar heating panels or related plumbing, living plants, trees or landscaping at or adjacent to the subject property. IN CASE OF OLD BRITTLE WOOD SHINGLES, SHAKE OR COMPOSITION ROOFS, NEW OR OLD TILE OR ALUMINUM ROOFS, THERE IS ALWAYS THE POSSIBILITY OF DAMAGE.
12. SECURITY: During the fumigation and aeration period, the possibility of burglary exists as it does any time you leave your home, therefore, we recommend you take any steps you feel necessary to prevent this. WE DO NOT PROVIDE ON-SITE SECURITY DURING THE FUMIGATION PROCEDURE OR AFTER THE TARPS OR SEALS ARE REMOVED, EXCEPT AS REQUIRED BY THE STATE OR LOCAL ORDINANCE. Our insurance does not cover malicious vandalism or theft. It is in your best interest that all valuables, such as jewelry, money, and objects of art be removed prior to fumigation. Owner/occupants/agents may post a guard at the property at his/her own discretion and cost. WE WILL NOT BE RESPONSIBLE FOR ANY LOSS OR DAMAGE DUE TO VANDALISM, THEFT, OR OTHER ACTS OF THIRD PARTIES.
13. NEIGHBOR: If tarping of the building will require entrance into one or more neighbor's yard(s) by the fumigators, pets must be removed or tied up on the yards to prevent such animals from being poisoned and to allow our crew access. It will be up to the owner/agent to inform the neighbor(s) of the impending fumigation and the date thereof and lack of doing so will not be our liability. Neighbor's plans may be affected if growing on or directly adjacent to your building. Please obtain neighbor's signature where indicated on the front of this document indicating notice and knowledge of the above.
14. Air conditioners and heaters need to be turned off during the fumigation. AAA FUME INC. will not be held responsible for any damages to these units.
15. Fumigations require the use of masking tape. Where the painted surface is old, oxidized, or improperly applied, peeling or chipping will occur. Even though these surfaces appear to be in good condition AAA FUME INC., assumes no responsibility for any damage caused by the use of masking tape.
16. If tarping of the building will require entrance into your neighbor's yard by the fumigators, his pets must be removed or tied up. It is your responsibility to inform your neighbor and secure permission to enter their property.
17. It is impossible to eliminate all risks associated with use of this product (Vikane Gas and Chloropicrin warning agent). Plant injury, lack of performance, or other unintended consequences may result because of such factors as use of the product, such as unfavorable temperature, soil conditions, etc.), abnormal conditions (such as excessive rainfall, droughts, tornadoes, hurricanes), presence of other materials, the manner of application, or other factors, all of which are beyond the control of AAA FUME INC. All such risks shall be assumed by owner or authorized agent of property being fumigated.
18. No one can enter the property for any reason before the property has been certified for a safe re-entry by a licensed fumigator once the property has been covered and the Vikane Gas has been released. Upon entering a property that is not certified by a licensed fumigator AAA FUME INC. will not be held responsible for that person or persons becoming ill.

Signature: \_\_\_\_\_ Date: \_\_\_\_\_

# AAA Fume Inc.,

5606 Rawlings Avenue South Gate, CA 90280

Phone (562) 622-0915 • Fax (562) 622-9719

## NOTICE TO HOMEOWNERS

### Security Notification

Date of Fumigation: \_\_\_\_\_

Property Address: \_\_\_\_\_

Due to difficult economic conditions, local authorities have reported a recent increase in the number of home burglaries. Unfortunately, this could affect our customers' properties while they are being fumigated. While we take certain precautions to deter such illegal activity, **we do not provide onsite security** and our insurance does not provide coverage against break in or vandalism, if it were to occur. **Thus, we request you consider implementing the following security measures while you are away from your property.**

### "Crime Prevention Tips"

1. Hire on-site security.
2. Take valuables such as money, jewelry, credit cards, important documents, etc..., with you to secure locations.
3. Notify your trusted neighbors that your home is going to be fumigated and to call the police if they notice any suspicious activity.
4. Contact your local law enforcement and request extra patrols of your property while you are away.
5. Set alarm system. Please do let us know so we can contact you for access anytime during fumigation. **WE ARE NOT ABLE TO TOUCH, ARM OR DISARM ALARM SYSTEM AT ANYTIME**

**Note: Our Company does NOT provide on-site security.**

I acknowledge I have been advised of the suggested measures listed above and understand that Richland Termite and Construction Inc. and **AAA Fume, Inc.** are not liable in the event a break in or vandalism occurs during the fumigation process.

---

Signature of Owner, Occupant or Authorized Agent

---

Date

**AAA Fume Inc.  
5606 Rawlings Avenue  
South Gate, CA**

**Waiver of Claims Form**

We, AAA Fume Inc, are informing you that the utmost care will be taken during the fumigation process on your property. However, due to the nature of this work it is impossible to eliminate all risk of damage. We are explicitly informing you of the possible damage but not limited to roofs, gutters, antennas, irrigation or anything protruding from the structure, carports, awning, light fixtures, etc., due to the undergoing fumigation taking place at the following location.

Property Address:

---

Due to the fact that the weather conditions i.e. wind, temperature, rain, or relative humidity may change while your property is tented, damage may occur. Experience has shown that sudden change of temperature produces condensation which leads to sweating of walls and ceilings that cause stains to the walls and ceilings

You have been explicitly informed by AAA Fume Inc, that due to brittle and fragile nature of tile roofs and roof structure, and the necessity of walking on the roof to place and remove tarpaulins on the structure, gutters at of exterior damage may occur. This action is needed to complete the fumigation.

Also, you have been explicitly informed that due to tarpaulins being over the structure to perform fumigation. Any plants, trees, shrubs, flowers, vines, ivy that are too close to structure may be damaged or may die.

It is up to requesting owner and/or agent of the fumigation to decide whether to postpone or cancel the fumigation if the weather conditions are adverse. With full knowledge of possible damage, I do not hold AAA Fume Inc, responsible for liable for any damage due to the above information.

---

**Owner Signature**

**Date**

---

**Agent/Authorized Personal**

**Date**

**Richland Termite And Construction INC.**

10842 Noel Street #109

Los Alamitos, CA 90720

Office 714-484-6626 Fax 714-484-6610

www.Richlandtermite.com

Address: \_\_\_\_\_

Fumigation schedule:

**DAY 1:** \_\_\_\_\_

Between the hours of \_\_\_\_\_ the gas company is scheduled to be at your property to turn gas off for fumigation. **PLEASE HAVE PETS INSIDE OF HOME, ALL GATES UNLOCKED, AND NO ITEMS BLOCKING METER OR GAS COMPANY WILL NOT TURN GAS OFF.**

**RETURN HOME:** \_\_\_\_\_

The sign that we post on your property stating the house is free and clear of fumigation needs to stay posted until the gas company arrives between the hours of \_\_\_\_\_ to turn your gas back on and relight any pilots necessary. **AN ADULT MUST BE HOME AT ALL TIMES TO GIVE ACCESS TO THE GAS COMPANY.**

At Richland Termite And Construction Inc. we value our client's time and we are more than happy to schedule your gas turn off and turn on for fumigation purposes as a courtesy, but unfortunately the gas company does not stick to their schedule and problems do occur and Richland Termite **can not** be held responsible or liable for their mishaps. Once times and dates are given to you regarding gas schedule please make sure an adult is present at all times. If you do miss your appointment or gas company did not arrive you must contact So Cal gas company at (800-427-2200) or Long Beach Gas Company at (562) 570-2000 and it may take up to 72 hours to have your gas turned back on. Once again unfortunately at times the gas company **does not** stand behind their scheduling, **if they do not follow orders given by Richland Termite And Construction we can not be responsible or liable for their mishaps.**

**\*\*NOTE: RICHLAND TERMITE WILL NOT RESTORE GAS ON HOMES THAT ARE VACANT\*\***

\_\_\_\_\_  
Approved and Read by

\_\_\_\_\_  
Date

Attention: \_\_\_\_\_

Property Address: \_\_\_\_\_

Scheduled fumigation date: \_\_\_\_\_

In your PREPARATION SHEET you have read that the possibility of Antenna, Roof, Plants Tree, or Shrub damage may occur even though our crews will take precautions to minimize the problems.

The following conditions have been noted and should be brought to your attention prior to any additional work being done:  
**\*WE CAN ASSUME NO RESPONSIBILITY FOR ANY DAMAGE RESULTING FROM THESE CONDITIONS\***

**TILE ROOF:** (i.e. clay, concrete, slate tile, etc.,) In order to put the tent up, we will have to walk upon your tile roof. Due to the fragile nature of tile roofs, DAMAGE WILL OCCUR! We do our utmost to ensure against major damage; however, the roof must be walked upon when the tent is covering the roof and this eliminates "seeing" where we step. We (Richland Termite and AAA Fume, Inc.) assume no responsibility or liability for roof damage during the fumigation process.

The following is an approximate estimation of probable tile damage. We hope you understand that it is impossible for us to give you an exact estimate of damage. However, our crews take every precaution to minimize damage. Please understand that this is an estimate only. In some cases the tile breakage will be less than estimated. However, there is also the possibility there may be more tiles broken than estimated.

**LIGHT DAMAGE** \_\_\_\_\_      **MODERATE DAMAGE** \_\_\_\_\_      **SEVERE DAMAGE** \_\_\_\_\_  
(1-20 TILES)                                      (21-70 TILES)                                      (71 AND UP TILES)

**METAL ROOF:** There is always the possibility of "DENTING/BOWING" of roofing areas due to being walked on to the pull the tarp/tent over your structure.

**SHINGLES/SHAKE OR COMPOSITION:** Due to the fragile nature or in the case of old brittle wood shingles, shake or composition roof, there is always a possibility that damage may or will occur to roof.

**TAPE AND SEAL:** Fumigations where masking tape is used to seal windows and doors and where the painted surface is new, old or oxidized, may result in some peeling of paint. Some painted surfaces will chip or peel if the undercoating was not properly applied, even though these surfaces appear to be in good condition. The tape used will not peel paint that is properly applied.

**PLANTS, SHRUBBERY, VINES, AND/OR TREES:** As per inspection report noting plants, shrubbery, vines, and/or trees will be tarped/tented during the fumigation process. Severe damage or they will die.

**NOTED AREA:** \_\_\_\_\_

**PLANTS, S HRUBBERY, VINES, AND/OR TREES:** Must be trimmed 12 inches away from structure to prevent damage and to enable us to get a proper ground seal to ensure a proper fumigation.

**NOTED AREA:** \_\_\_\_\_

**NEIGHBOR:** During the process of fumigating your neighbors structure at above mentioned address we may need to enter your yard to pull the tarp over.

**NEIGHBOR SIGNATURE:** \_\_\_\_\_

**NEIGHBOR:** A fumigation is being performed on the above mentioned property, as noted by inspector you have plants, shrubbery, trees, and/or debris on your property abutted to the structure being fumigated that will need to be removed 12 to 18 inches away to prevent damage.

**NEIGHBOR SIGNATURE:** \_\_\_\_\_

**OTHER:** \_\_\_\_\_

**BY YOUR SIGNATURE BELOW YOU CERTIFY THAT YOU HAVE READ AND UNDERSTAND THE ABOVE MENTIONED CONDITIONS AND WILL ASSUME/ACCEPT ALL RESPONSIBILITY/LIABILITY FOR DAMAGE.**

**SIGNED:** \_\_\_\_\_      **DATE:** \_\_\_\_\_

**PRINT NAME:** \_\_\_\_\_

## - Preparing Your Pet Cat for Fumigation -

Property Address: \_\_\_\_\_

Fume Dates: \_\_\_\_\_ to \_\_\_\_\_

I Do Not Have a Pet Cat\* \_\_\_\_\_

I Do Have a Pet Cat (s) \_\_\_\_\_

How Many? \_\_\_\_\_

On the date of my fumigation and throughout the fumigation process, my pet (s) will be:

In my possession & away from the home \_\_\_\_\_

Boarded in a kennel \_\_\_\_\_

As you prepare your home for its upcoming fumigation, we wanted to remind you of a sometimes overlooked family member – your cat. Cats are unique pets as they have a propensity to come and go as they please. Unlike a dog, cats prefer to be left with little to no attention to them. Having this freedom causes a variety of reactions when your pet becomes stressed. You may have noticed that as their environment changes or as a stranger enters their environment your cat may act odd or run and hide in a familiar place and sometimes will find a new hiding place. The entire fumigation process, beginning when you start to prepare your home may cause your pet to hide more, sometimes making them impossible to find prior to the home being fumigated. Sometimes the homeowner is so distracted in completing their preparations that they forget to remove their pet. The unfortunate ending is the loss of a loved one\*\*. Our fumigation company hopes to prevent this from happening to your family and hope to remind you to remove your pet from the property during the entire fumigation process.

\*Even if you do not own a cat, you may have a neighbor whose pet roams the neighborhood. To help reduce the chances of their pet entering the structure during the fumigation process, we strongly recommend that you communicate your fumigation dates with your neighbors and close off any openings to spaces that would allow domestic animals access, such as exterior sub area vents, access openings or vents.

\*\*Our fumigation company utilizes chloropicrin (tear gas) as a warning agent and Vikane gas during every fumigation. The Vikane label states: "Remove from the structure to be fumigated all persons, domestic animals, pets (including fish) and desirable growing plants." Cats are capable of ignoring the extreme physical distress of chloropicrin exposure and will not leave their hiding place to alert a fumigator of their presence before the Vikane gas is introduced. Fumigators depend on you to help prevent a tragedy from occurring.

\_\_\_\_\_  
SIGNATURE

\_\_\_\_\_  
DATE

## Structure Occupant Fact Sheet

### Fumigant Preparation Checklist

**You have decided to have your property fumigated and your fumigator has chosen to use Zythor Fumigant. The information provided here is intended to provide you with some basic information about Zythor Fumigant and why and how it is used.**

**Also, before a fumigation with Zythor can commence, there are certain steps that must be taken to prepare your property and protect certain of its contents. Some of these steps must involve action on your part. you will find here a full explanation of what you need to do to get ready.**

**If you have questions that are not answered here, please refer to other information you may have been given by your fumigator or call your fumigator. If you have specific questions about Zythor that your operator is unable to answer, visit our website at [www.zythor.com](http://www.zythor.com) or call us at 1-866-367-8467.**

#### What is Zythor?

Zythor is the tradename for our brand of sulfuryl fluoride fumigant gas. The molecular formula is  $SO_2F_2$ . Sulfuryl fluoride is an inorganic compound (does not contain carbon). It is a good choice as a fumigant because it has high penetrating power plus it does not adversely react with items normally found within structures. It is non-staining, non-corrosive and non-flammable. And it does not deplete the ozone layer.

#### Why fumigate to control certain insects such as drywood termites and wood boring beetles?

Unchecked, wood destroying insects can do considerable amounts of damage to structures that are built from or contain wood. Certain kinds of wood destroying insects inhabit wooden structures in such a way that fumigation is the only reliable way to totally control them and eliminate their presence.

#### What makes fumigation different from other insect control methods?

Fumigation is the only method of insect control that is able to kill a target insect regardless of its location within the structure. Unlike surface or localized injection treatments, sulfuryl fluoride fumigant gas penetrates every possible point of the structure where a target insect may be located, no matter where within the structure it is located or what surface it may be behind. This means that wherever a target insect is located within the structure, it will be exposed to sulfuryl fluoride.

#### How are structures fumigated?

The objective of the fumigation process is to create a sealed space within the target insects are located and to which the fumigant gas can be confined (fumigated space). The sealed fumigated space can be created two ways. If the exterior surfaces of the structure to be fumigated are reasonably gas tight, openings in its exterior surfaces such as doors and windows may be sealed with plastic and tape. More often, the structure is covered with a gas tight tent. Warning signs are posted on the exterior of the structure to warn persons to keep away from the fumigation. Special locks are also placed on the doors to prevent unauthorized entry during the fumigation.

The confinement of the sulfuryl fluoride (and exposure of the target insects to it) within the fumigated space must be for a predetermined period of time and at a predetermined concentration of the gas within the air of the fumigated spaces. this period of time and level of air concentration of the gas are calculated by your fumigator using a specialized calculator. This calculator takes into account the type of insect being targeted, the temperature of the air within the fumigated space and the length of the fumigant exposure period. The fumigant exposure period can be as short as 2

hours and as long as 72 hours however a more typical length of exposure is 20-24 hours.

#### What happens after the fumigation is completed?

At the end of the fumigant exposure period, the fumigation seal is removed (tarpaulins and/or tape and plastic are removed) thereby allowing the gas to escape into the atmosphere. Aeration is normally aided by opening windows and the use of electric fans. Aeration must occur for a predetermined minimum amount of time regardless of the size or type of structure fumigated. The sulfuryl fluoride will dissipate rapidly from the open air spaces of the structure out into the open air spaces of the structure out into the atmosphere once the aeration process begins. however it will dissipate at a slower rate from dead air spaces such as voids behind walls, areas below and behind cabinets and from within porous materials such as wood. Characteristics that make sulfuryl fluoride a good fumigant, such as an ability to penetrate almost any porous substance, aid in its rapid dissipation from a structure.

#### How do you make sure the level of sulfuryl fluoride in the air has fallen to a safe level before the structure is cleared for re-occupancy?

At the completion of certain periods of time during the aeration process the fumigator will use a specialized monitoring device to measure the amount, if any, of sulfuryl fluoride remaining in the air of the structure. If sulfuryl fluoride above a certain EPA mandated clearance level (1ppm) is found to remain in the air of the structure, the aeration period will be extended until levels of sulfuryl fluoride are no longer above 1ppm. This EPA mandated clearance level of 1ppm of sulfuryl fluoride was determined based on studies using laboratory animals that showed they suffered no adverse effects from one week of continuous exposure to 100 ppm of sulfuryl fluoride. Other studies have shown that in most structures, the level of sulfuryl fluoride remaining in the air of the structure 6 hours after the start of the aeration period is less than 1ppm and that within 24 hours after the start of aeration period there are no detectable levels of sulfuryl fluoride remaining in the air of the structure.

#### Why do food items need to be protected against exposure to Zythor?

Before a food item can be exposed to sulfuryl fluoride (or any pesticide) it must be extensively tested to show that no harmful residues are left behind by the exposure. This testing has been done for sulfuryl fluoride for a few food items (mainly raw nut and grain products before they are processed for consumption) but not for many others. As a safety measure, no food items can be left exposed to Zythor.

#### It is possible for me to be exposed to sulfuryl fluoride as a result of my property being fumigated?

It is highly unlikely that as a result of the fumigation of your property that you would ever be exposed to excessive concentrations of sulfuryl fluoride. Symptoms of overexposure to sulfuryl fluoride include nose and throat irritation, nausea, excess fluid in the lungs, sleepiness, pneumonia, and convulsions. These symptoms would appear within 8 hours of such an exposure. In the unlikely event that you experience these symptoms after having reoccupied a fumigated structure, leave the structure immediately and call your fumigator and your physician. Sulfuryl fluoride has not been shown to cause birth defects. Studies have also demonstrated that sulfuryl fluoride is not mutagenic or genotoxic.

#### What else should I know?

Sulfuryl fluoride is a colorless, odorless gas that gives no sensory warning of its presence such as taste or smell. for this reason a small amount of a warning agent is placed within the structure prior to the release of sulfuryl fluoride to serve as a deterrent to early or accidental re-entry during the fumigation period. This warning agent is called chloropicrin. Chloropicrin is used as the warning agent because exposure to chloropicrin can cause watering of the eyes and scratchiness of the throat at very low levels in the air. However, there is a chance that upon completion of the aeration process and your reoccupancy of the fumigated structure that minute amounts of chloropicrin may remain in the air of the structure. If you experience watery eyes or scratchy throat after reoccupancy, you should leave the structure and call your fumigator for further instructions.



## **RICHLAND TERMITE & CONSTRUCTION**

10842 Noel Street #109, Los Alamitos, CA 90720  
(714) 484-6626

### **HANDY HINTS ON BAGGING FOR FUMIGATION**

- Please follow all instructions!! If your food and medicines are not properly bagged they will be thrown away.
- Use only fumigation bags provided. Law does **NOT** permit trash bags or other types of plastic bags.
- Leave all unused bags inside by your front door, we will recycle them.
- Always double bag, place one bag inside of another before placing items in the bags. This will save hassles and time.
- Bag or remove all medicines.
- Bag all food items that are **NOT** in **FACTORY SEALED** cans, glass, or plastic jars (**UNOPENED WITH THE ORIGINAL SEAL- JARS AND CANS ONLY**). Any jar or soda type container that has been opened **MUST be** bagged.
- **BAG ALL:** Spices, any boxed food product even if it is factory sealed (cereal, cake mix, jello, spice packets, etc...) gum, candy, and all other foods in your home.
- **BAG ALL:** Pet foods that are **NOT** in factory sealed cans.
- The most important thing to remember is if you can ingest (swallow) it **BAG IT!**
- Cosmetics do not need to be bagged.
- Tupperware or like products containing food **MUST** be bagged.
- **REFRIGERATORS & FREEZERS:** Yes, you can bag your cold foods and put them back into the frig. and freezer. To do this with the utmost ease **REMOVE ALL** items from the freezer including any shelf. Put one bag inside another, put the double bag in the freezer then place the items in the bags. Seal the inside bag first then seal the outside bag separately. Do the same with the refrigerator, stack completed bags. Removing the shelf helps allow for the extra needed space for stacking the bagged food.
- REMOVE ALL HOUSEPLANTS & POTTED PLANTS FROM YOUR HOME AND PATIOS OR THEY WILL DIE.
- Sulfluryl Fluoride does not leave a residue of residual; therefore it is not necessary to wash dishes or clothing after the fumigation.

**Sealing a bag: Twist the top opening of the bag, bend the twist down and secure tightly with: tape, twist ties, or rubber bands. Any questions please do feel free to contact our office Monday through Friday during the hours of 8:00 am - 5:00 pm.**

## **To Bag Or Not To Bag...That is the question.**

**Protecting consumable items like food, feed and medicine is part of every fumigation. However, from time to time questions arise about which items need to be double-bagged, and which items can remain in the structure un-bagged during the fumigation. Here are some examples to guide you as you prepare your home for fumigation.**

### **Bag these...**

- Pretzels and other food packaged in plastic bags need to be bagged or removed.
- Animal feed, like human food, needs to be bagged or removed.
- Foods packaged in cardboard boxes, like cereal, need to be bagged or removed because the interior plastic bag may not be airtight.
- Spices without their original manufacturer's airtight seal intact must be bagged or removed.
- Eggs must be bagged or removed from the structure.
- Aspirin and other similar medicines need to be bagged or removed.
- Cottage cheese should be bagged or removed because re-sealable containers, including Tupperware and other storage containers, do not form airtight seals.
- Ice cubes should be discarded before the fumigation and the icemaker turned off.
- Remember to remove all plants or any other living plants or critters.
- Garment and dry-cleaning bags should be unzipped or pulled over hanger.
- Wines must have an unbroken wax seal or they will need to be bagged or removed.
- Bag or remove any small plastic toys for children or pets that will be put in their mouths.
- Any waterproof or plastic covered mattresses need to be removed.
- Any delivered watered bottles (I.E. Sparkletts) need to be removed, even if they have a seal because they are not a manufacturer's seal.

### **No need to bag these...**

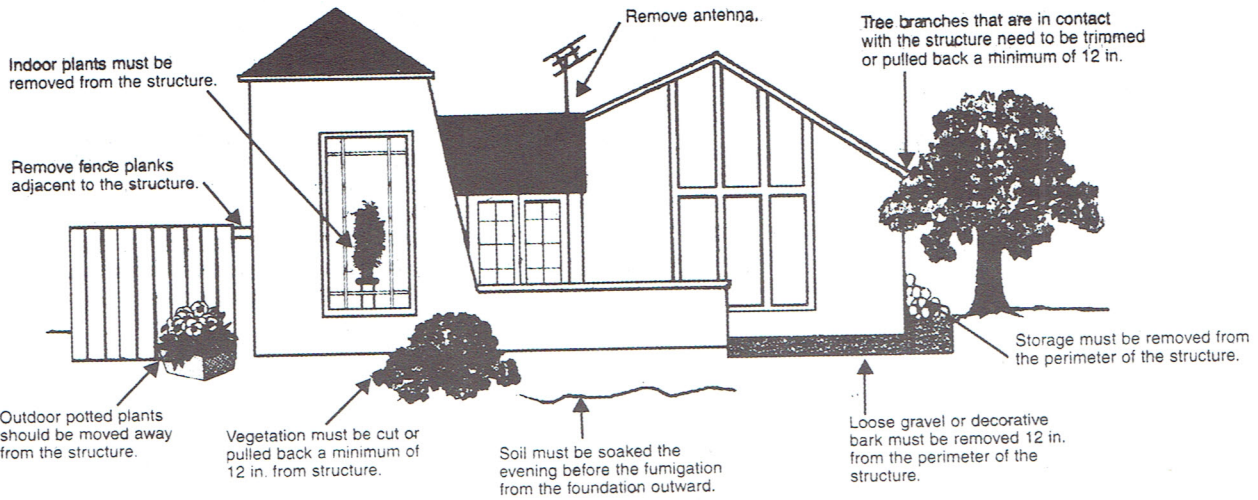
- Unopened 2-liter plastic bottles with manufacturer's airtight seal intact can remain un-bagged. Shake 2-liter bottles to confirm that the airtight seal is still intact.
- Canned products like soup may remain un-bagged because unopened metal cans provide an airtight seal.

### **When in doubt, take it out.**

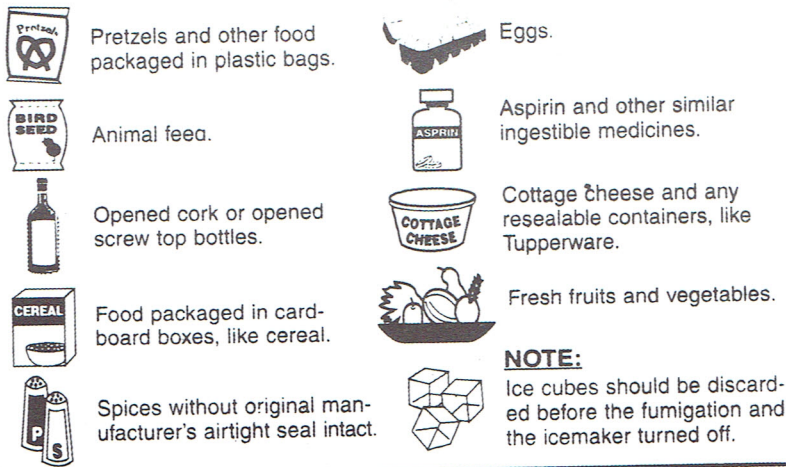
- If there's any question as to the seal on an item, the best approach is to take it out of the structure to be fumigated or double bag it.

**If you have any questions about what items should be bagged, please contact Richland Termite & Construction at: 888-4-TERMITE or 714-484-6626.**

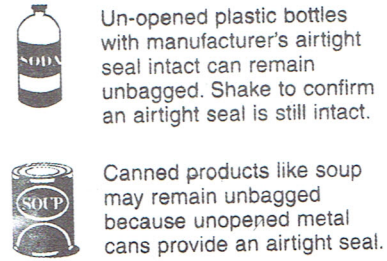
## EXTERIOR PREPARATION INSTRUCTIONS



### FOOD ITEMS THAT MUST BE DOUBLE-BAGGED OR REMOVED:



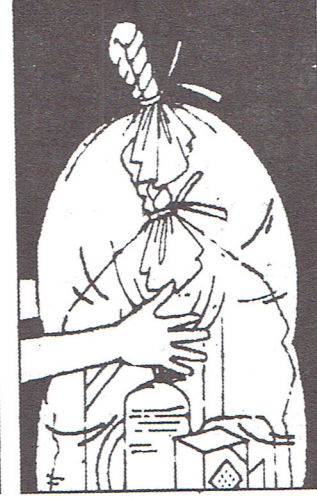

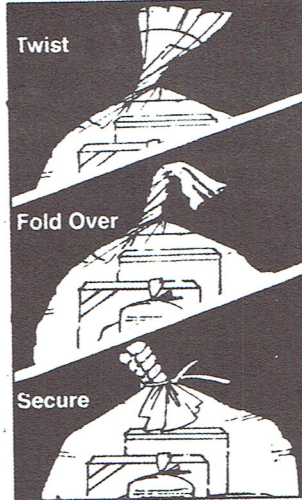

### ITEMS THAT CAN REMAIN UNBAGGED:



**When in doubt, double bag or take it out.** If there's any question as to the seal on an item, the best approach is to double bag it or remove it from the structure.

### DOUBLE-BAGGING INSTRUCTIONS:

With the Nylofume\* bags provided, please follow these proper sealing instructions carefully:



**IMPORTANT: Keep these and other such bags out of children's reach!**

\* Trademark of Dow AgroSciences LLC

**THE FUMIGANT IS A RAPIDLY DISSIPATING GAS WHICH REQUIRES NO SURFACE CLEANUP.**